

TITLE OF THE THESIS: IF THE TITLE IS MORE  
THAN ONE LINE IT SHOULD BE IN  
AN INVERTED PYRAMID

by

STUDENT NAME

COMMITTEE MEMBER NAME, , COMMITTEE CHAIR  
COMMITTEE MEMBER 1/ COMMITTEE CO-CHAIR (IF APPLICABLE)  
COMMITTEE MEMBER 2  
COMMITTEE MEMBER 3  
COMMITTEE MEMBER 4

A DISSERTATION

Submitted in partial fulfillment of the requirements  
for the degree of Master of Arts/Master of Science/Doctor of Philosophy/Doctor of  
Education  
in the Department of INSERT YOUR DEPARTMENT NAME HERE  
in the Graduate School of  
The University of Alabama

TUSCALOOSA, ALABAMA

2026



## ABSTRACT

Input your abstract here. Abstract must not exceed 350 words. This page is always the first page of the preliminaries section. It is always the first numbered page, all preliminary pages are formatted with Roman numerals, bottom center of each page in sequence. This page is always ii.

Set up the chapter/section header with single-line spacing, no indent, zero points before, 12 points after, with two inch top margin on the first page of the section.

Where this section runs to more than one page those after page 1 have a one inch top margin.

For the narrative return to regular page format — first line indent, double line spacing, 12 points after.

*Keywords:* Insert keywords here

## DEDICATION

Input your DEDICATION here. This section is optional, but if included it is always located immediately after the ABSTRACT. Other optional sections include: LIST OF ABBREVIATIONS AND SYMBOLS, LIST OF TABLES, LIST OF FIGURES, LIST OF EQUATIONS/ILLUSTRATIONS/OTHER. If any of these sections are unnecessary for your manuscript, please delete them. Additionally, delete the corresponding entry in the CONTENTS.

## ACKNOWLEDGMENTS

Type your ACKNOWLEDGMENTS here. This section is always required. Any acknowledgments or affirmations required in association with any funding support for this research must be included here. Furthermore, any help or assistance provided by faculty, friends, and colleagues can also be included.

The chapter/section header must have one double-spaced line between it and the subsequent text, a two-inch top margin, and must be centered. Any additional pages within the section must have a one-inch top margin on all sides. Additional pages must continue to indent the first line of each new paragraph, use double spacing, 12 point font, and left justification.

## CONTENTS

|  |     |
|--|-----|
| ABSTRACT . . . . .   | ii  |
| DEDICATION . . . . .   | iii |
| ACKNOWLEDGMENTS . . . . .  | iv  |
| LIST OF TABLES . . . . .   | vi  |
| LIST OF FIGURES . . . . .  | vii |
| CHAPTER 1 INTRODUCTION . . . . .   | 1   |
| CHAPTER 2 LITERATURE REVIEW . . . . .  | 3   |
| 2.1 Level 2 Heading . . . . .  | 3   |
| 2.1.1 Level 3 heading . . . . .  | 3   |
| CHAPTER 3 APPROACH (ENTRIES LONGER THAN ONE LINE MUST BE SINGLE SPACED. DOUBLE SPACING MUST BE MAINTAINED BETWEEN ENTRIES) . . . . . | 4   |
| CHAPTER 4 EXPERIMENT . . . . .   | 5   |
| CHAPTER 5 DISCUSSION . . . . .   | 7   |
| CHAPTER 6 CONCLUSION . . . . .   | 8   |
| REFERENCES . . . . .   | 9   |
| APPENDIX A DESCRIPTIVE TITLE MUST BE USED FOR EACH APPENDIX . . . . .  | 10  |
| APPENDIX B IRB Approval Letters . . . . .  | 11  |

## LIST OF TABLES

|     |  |   |
|-----|--|---|
| 3.1 | Entries longer than one line must be single spaced. Double spacing must be maintained between entries . . . . .  | 4 |
| 3.2 | Bolding, italicization, and color font are not permitted in the table titles. Table titles must match exactly between this LIST and how they appear in the main text body of this document . . . . . | 4 |

## LIST OF FIGURES

|     |   |   |
|-----|---|---|
| 1.1 | Entries longer than one line must be single spaced. Double spacing must be maintained between entries. . . . .  | 1 |
| 1.2 | Bolding, italicization, and color font are not permitted in the figure titles. Figure titles must match exactly between this LIST and how they appear in the main text body of this document. . . . . | 2 |
| 4.1 | Use the above command to enclose changes in that environment. . . . .   | 6 |

## CHAPTER 1 - INTRODUCTION

Input INTRODUCTION here. Take a look at Figure 1.1 and notice that all figure titles appear below the figure. They do not use bold or italicized font. They maintain a uniform style, size, and color as the rest of the text. Notice that Figure 1.1 and 1.2 have titles which appear exactly the same in CONTENTS as they appear in the main body text of the document. Notice that the same is true of the title of this CHAPTER.

The chapter/section header must have one double-spaced line between it and the subsequent text, a two-inch top margin, and must be centered. Any additional pages within the section must have a one-inch top margin on all sides. Additional pages must continue to indent the first line of each new paragraph, use double spacing, 12 point font, and left justification.




Figure 1.1: Entries longer than one line must be single spaced. Double spacing must be maintained between entries.




Figure 1.2: Bolding, italicization, and color font are not permitted in the figure titles. Figure titles must match exactly between this LIST and how they appear in the main text body of this document.

## CHAPTER 2 - LITERATURE REVIEW

Input CHAPTER 2 here.

### **2.1 Level 2 Heading**

The formatting of subheadings is at your discretion. However, it must match exactly how it appears in the CONTENTS and be uniform throughout the entire text.

Section titles longer than one line must be single spaced. Bold and italic font may be used for subheadings, but are not permitted in the CONTENTS.

#### **2.1.1 Level 3 heading**

The chapter/section header must have one double-spaced line between it and the subsequent text, a two-inch top margin, and must be centered. Any additional pages within the section must have a one-inch top margin on all sides. Additional pages must continue to indent the first line of each new paragraph, use double spacing, 12 point font, and left justification.

CHAPTER 3 - APPROACH (ENTRIES LONGER THAN ONE LINE MUST BE SINGLE SPACED. DOUBLE SPACING MUST BE MAINTAINED BETWEEN ENTRIES)

Take a look at Table 3.1 and notice that all table titles appear above the table. They do not use bold or italicized font. They maintain a uniform style, size, and color as the rest of the text. Notice that Table 3.1 and 3.2 have titles which appear exactly the same in CONTENTS as they appear in the main body text of the document. Notice that the same is true of the title of this CHAPTER.

The chapter/section header must have one double-spaced line between it and the subsequent text, a two-inch top margin, and must be centered. Any additional pages within the section must have a one-inch top margin on all sides. Additional pages must continue to indent the first line of each new paragraph, use double spacing, 12 point font, and left justification.

Table 3.1: Entries longer than one line must be single spaced. Double spacing must be maintained between entries

| Name     | Units of Love |
|----------|---------------|
| Circle   | 27            |
| Square   | 42            |
| Triangle | 12            |

Table 3.2: Bolding, italicization, and color font are not permitted in the table titles. Table titles must match exactly between this LIST and how they appear in the main text body of this document

| Name                      | Units of Love |
|---------------------------|---------------|
| Pizza                     | 30            |
| The University of Alabama | 60            |
| Ice cream                 | 45            |

## CHAPTER 4 - EXPERIMENT

Input a chapter here. Delete if not using.

The chapter/section header must have one double-spaced line between it and the subsequent text, a two-inch top margin, and must be centered. Any additional pages within the section must have a one-inch top margin on all sides. Additional pages must continue to indent the first line of each new paragraph, use double spacing, 12 point font, and left justification. [1,3]




Figure 4.1: Use the above command to enclose changes in that environment.

## CHAPTER 5 - DISCUSSION

Input a chapter here. Delete if not using.

The chapter/section header must have one double-spaced line between it and the subsequent text, a two-inch top margin, and must be centered. Any additional pages within the section must have a one-inch top margin on all sides. Additional pages must continue to indent the first line of each new paragraph, use double spacing, 12 point font, and left justification.

## CHAPTER 6 - CONCLUSION

Input a chapter here. Delete if not using.

The chapter/section header must have one double-spaced line between it and the subsequent text, a two-inch top margin, and must be centered. Any additional pages within the section must have a one-inch top margin on all sides. Additional pages must continue to indent the first line of each new paragraph, use double spacing, 12 point font, and left justification. [2]

## REFERENCES

- [1] Donald E. Knuth. Literate programming. *The Computer Journal*, 27(2):97–111, 1984.
- [2] Donald E. Knuth. *The T<sub>E</sub>X Book*. Addison-Wesley Professional, 1986.
- [3] Leslie Lamport. *L<sup>A</sup>T<sub>E</sub>X: a Document Preparation System*. Addison Wesley, Massachusetts, 2 edition, 1994.

APPENDIX A - DESCRIPTIVE TITLE MUST BE USED FOR EACH APPENDIX

Input first APPENDIX here. Appendices must have a descriptive title

All appendices must have a descriptive title which must be formatted like a major header (i.e. ALL CAPS).

The chapter/section header must have one double-spaced line between it and the subsequent text, a two-inch top margin, and must be centered. Any additional pages within the section must have a one-inch top margin on all sides. Additional pages must continue to indent the first line of each new paragraph, use double spacing, 12 point font, and left justification.

## APPENDIX B - IRB APPROVAL LETTERS

If your research has IRB approval letters they must be included as the final appendix (if you have other appendices) and it must be titled and formatted like the other appendices.

All ink signatures and initials must be blacked out or otherwise removed.

The chapter/section header must have one double-spaced line between it and the subsequent text, a two-inch top margin, and must be centered. Any additional pages within the section must have a one-inch top margin on all sides. Additional pages must continue to indent the first line of each new paragraph, use double spacing, 12 point font, and left justification.